

 **Bluetooth[®]**

Wireless Speaker & Light Show[™]

Model 4312



GAME
The Fun Solutions People[®]

INSTRUCTIONS

INCLUDES: Wireless Speaker & Light Show, USB cable and manual

WARNING

SEIZURES - People with photosensitive epilepsy can have seizures triggered by flickering or flashing lights such as strobe or disco lights.

Do not operate the product in water while the unit is plugged in. Serious and/or fatal injury may result.

KEEP OUT OF REACH OF CHILDREN. THIS IS NOT INTENDED AS A TOY.

NOTE

- The product projects light show approximately 10-15 feet in diameter.
 - Light show intensity will vary based on the color, size and depth of your pool.
 - The hanger is designed to hang the product only. Do not hang any items from the product.
 - For optimal performance, do not submerge unit in water over 1 foot as water pressure could damage the speaker and/or sound quality.
-

GETTING STARTED

IMPORTANT: Before first use, the battery must be fully charged. When fully charged, the red halo light on the top lid of the speaker will turn off.

1. Plug the charge cable into your computer's USB port or any standard 5V 1A USB wall adapter.

WARNING: Use the supplied USB cable. DO NOT substitute with any other cable.

2. Remove the charging port plug on top of the speaker and plug the cable into the port (the halo light will turn solid red while charging).

3. When the charge is finished, the halo light turns off, unplug the charge cable from the charging port.


4. Replace the charging port plug, pressing it firmly into place so water does not seep into the port.

NOTE: When the battery is low, the halo light will flash red repeatedly. Recharge the product.




POWERING ON/OFF

Press “” button. A tone will sound, and light show and speaker will turn on/off.

PAIRING YOUR DEVICE

1. Press “” button. A tone sounds and light show will turn on.
2. The halo light will flash blue while searching for Bluetooth® devices.
3. Select the searching mode on your device (refer to your device's owner's manual for details).
4. When your device finds “GAME BT,” select it and connect.
5. The halo light will turn solid blue when your device is connected.


MUSIC CONTROL

1. Press “” button to play/pause music.
2. Hold “+” button for 1 second to change song forward/backwards.
3. Press “+” button for volume control.

LIGHT SHOW

1. Press “” button to turn light show on/off.

RECEIVING PHONE CALLS

1. When there is an incoming phone call, the speaker will notify the user and speak out the caller's phone number.
2. Press “” button to answer or end a call.

RECHARGING

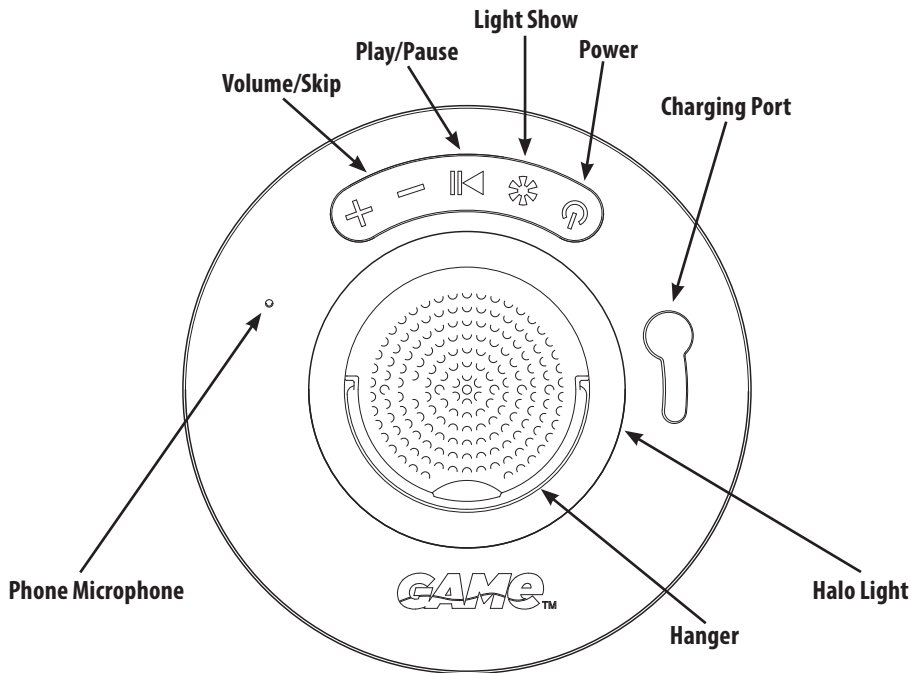
NOTE: Charging the device while using is not recommended.

IMPORTANT: NEVER charge product while it is in water or wet! Serious and/or fatal injury may result.

1. The halo light will flash red when the product needs recharging.
2. Follow the “GETTING STARTED” steps to recharge the product.

IMPORTANT:

- Remove from pool when not in use to avoid damage from skimmers or other devices.
 - Do not submerge unit in water over 1 foot as water pressure could damage the speaker and/or sound quality.
-



CLEANING & MAINTENANCE

Wipe dry with a soft cloth after use.

STORAGE

When the product is out of water, it should be stored in a cool, dry place.

Do not leave the product in direct sunlight when not in use as this could damage the batteries.

IMPORTANT: The batteries are permanently sealed in the product and cannot be removed or replaced. Attempting to remove and/or replace the batteries will void the warranty. The battery in the remote control is replaceable.

TROUBLESHOOTING

Problem	Possibilities/Solutions
Unit doesn't respond (no power)	Make sure unit is completely charged.
	Make sure your device is properly paired with the GAME BT.
Interference or static during playback	Avoid using the device between concrete, metal or other building structures that may interfere with the signal.
	Please check if the battery level of the unit and the Bluetooth device and charge if necessary.
	Make sure your phone's antenna is not blocked and pointed towards the speaker.
Unable to connect your speaker and your Smartphone	Ensure the speaker is paired with your Smartphone.
	Ensure your Smartphone's Bluetooth feature is activated. Please refer to your Smartphone user guide for specific instruction.
	Ensure the speaker is within a maximum of 30 feet of your Bluetooth device and there are no obstructions, such as thick solid wall or other electronic devices in between as it may cause shorter or interference transmission.
	If all the above steps do not resolve your problem, please turn off and restart the speaker.
Caller unable to hear	Make sure there is no water in the microphone.
The light show isn't bright on my pool floor	Check to see if the product is fully charged.
	If your pool floor is colored vinyl, "pebble tech", or other dark or colored material, some colors may not show up as well.
No light show	Check to see if the product is fully charged.
	Press the light button on the speaker.
No sound/sound is low	Make sure both your audio device and GAME Bluetooth speaker are charged
	Make sure the device is not submerged in water and there is no water in the speaker
	Make sure to turn up the volume on your audio device and GAME Bluetooth speaker

IMPORTANT: The batteries are permanently sealed in the product and cannot be removed or replaced. Attempting to remove and/or replace the batteries will void the warranty. The battery in the remote control is replaceable.

NOTE

- Do not mix old and new batteries.
 - Do not dispose batteries into fire. Batteries may explode or leak.
 - Do not mix alkaline standard (carbon-zinc), or rechargeable (nickel-cadium) batteries.
 - Replace batteries ensuring the correct battery type, and as a simultaneous act.
 - Remove batteries if product is to be left unused for a long time.
 - Clean the battery contacts and also those of the devices prior to battery installation.
 - The supply terminal is not to be short circuited (+) (-).
 - Non-rechargeable batteries are not to be recharged.
 - Batteries are to be inserted with the correct polarity.
 - Remove exhausted batteries promptly and dispose of properly.
-

Check your local regulations for proper disposal instructions of batteries.

CAUTION: Changes or modification not expressly approved by the party responsible for compliance could void the user's authority to operate the equipment.

NOTE: This equipment has been tested and found to comply with the limits for a Class B digital device, pursuant to Part 15 of the FCC Rules. These limits are designed to provide reasonable protection against harmful interference in a residential installation. This equipment generates uses and can radiate radio frequency energy and, if not installed and used in accordance with the instructions, may cause harmful interference to radio communications. However, there is no guarantee that interference will not occur in a particular installation. If this equipment does cause harmful interference to radio or television reception, which can be determined by turning the equipment off and on, the user is encouraged to try to correct the interference by one or more of the following measures:

- Reorient or relocate the receiving antenna
- Increase the separation between the equipment and receiver
- Connect the equipment into an outlet on a circuit different from that to which the receiver is connected.
- Consult the dealer or an experienced radio/TV technician for help.

This device complies with Part 15 of the FCC Rules. Operation is subject to the following two conditions: (1) This device may not cause harmful interference, and (2) This device must accept any interference received, including interference that may cause undesired operation.

NOTE: THE MANUFACTURER IS NOT RESPONSIBLE FOR ANY RADIO OR TV INTERFERENCE CAUSED BY UNAUTHORIZED MODIFICATIONS TO THIS EQUIPMENT. SUCH MODIFICATIONS COULD VOID THE USER AUTHORITY TO OPERATE THE EQUIPMENT.

This Class B digital apparatus complies with Canadian ICES-003.

LIMITED WARRANTY STATEMENT

General Terms

This Limited Warranty applies to the product enclosed ("the Product") distributed by Great American Duck Races, Inc., an Arizona corporation, doing business as Great American Marketing and Events ("GAME"), sold with this Limited Warranty Statement. This Limited Warranty is applicable in all countries. • GAME warrants that the Product you have purchased from GAME is free from defects in materials or workmanship under normal use during the warranty period. The warranty period starts on the date of purchase and continues for ninety (90) days. Your dated sales or delivery receipt, showing the date of purchase of the Product, is your proof of the purchase date. • During the warranty period, GAME will repair or replace any defective parts with new parts, or, at GAME's discretion, used parts that meet or exceed performance specifications for new parts. All parts removed under this warranty become the property of GAME. The replacement part takes on the warranty status of the removed part or product. • This Limited Warranty does not apply to expendable parts. This Limited Warranty does not extend to any product from which the serial number has been removed or that has been damaged or rendered defective (a) as a result of accident, misuse, abuse or other external causes; (b) by operation outside the usage parameters stated in the Instruction Sheet that shipped with the Product; (c) by the use of parts not manufactured or sold by GAME; or (d) by modification or service by anyone other than GAME.

Limitation of Liability

GAME is not liable for any damages caused by the Product or the failure of the Product to perform, including any direct or indirect damages for personal injury, lost profits, lost savings, incidental damages, consequential damages, or any other pecuniary loss arising out of the use or inability to use the Product. GAME is not liable for any claim made by a third party or made by you for a third party. • This limitation applies whether damages are sought, or a claim made, under this Limited Warranty or as a tort claim (including negligence and strict product liability), a contract claim, or any other claim. This limitation cannot be waived or amended by any person. This limitation of liability will be effective even if you have advised GAME or an authorized representative of GAME of the possibility of any such damages.

EXCEPT AS EXPRESSLY SET FORTH IN THIS LIMITED WARRANTY, GAME MAKES NO OTHER WARRANTIES, EXPRESS OR IMPLIED, INCLUDING ANY IMPLIED WARRANTIES OF MERCHANTABILITY AND FITNESS FOR A PARTICULAR PURPOSE. GAME EXPRESSLY DISCLAIMS ALL WARRANTIES NOT STATED IN THIS LIMITED WARRANTY. ANY IMPLIED WARRANTIES THAT MAY BE IMPOSED BY LAW ARE LIMITED TO THE TERMS OF THIS WORLDWIDE LIMITED WARRANTY STATEMENT.

To obtain warranty service, please call, write, or email us directly at the address shown below.

This warranty gives you specific legal rights, and you may also have other rights which vary from state to state.

WARNING: GAME™ has in the past, and will in the future, take any and all legal steps necessary in order to protect our proprietary trademarks, patents, trade dress, and copyrights. This applies to, but is not limited to, products, product design, graphics, packaging and literature. We will prosecute to the fullest extent of the law any persons or entities who infringe upon these rights.



Great American Merchandise & Events™
16444 N. 91st Street
Scottsdale, AZ 85260-1567 USA

tel: 888.382.5988
fax: 602.957.7665

email: products@game-group.com
www.game-group.com



Bluetooth is a register trademark. GAME is not affiliated with,
sponsored by, or associated with Bluetooth.



Designed in the USA. Made in China.
U.S. Patents 7,413,319 & 7,717,582